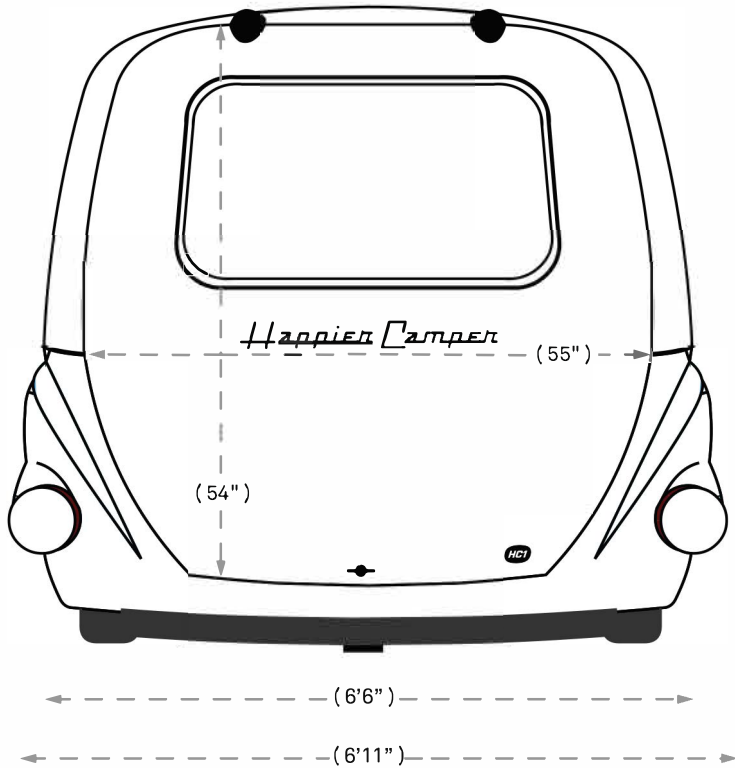


# HC1


SPECIFICATION & MEASUREMENT  
EXTERIOR: HC1 MODEL 2019

# Happier Camper



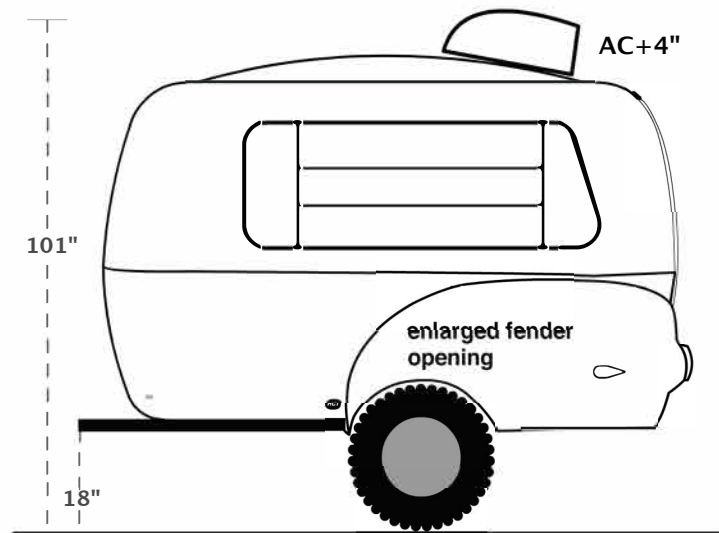
- ULTRA-LIGHT 1200 LBS DRY WEIGHT
- TOWS WITH MOST VEHICLES
- 100% DOUBLE-HULL INSULATED FIBERGLASS
- ADAPTIV™ MODULAR PLATFORM
- LARGE REAR HATCH DOOR
- CONFIGURES TO SLEEP UP TO FIVE
- 72SF with 42SF OF WALKABLE FLOOR SPACE
- STORAGE SPACE THROUGHOUT
- CUSTOM PRECISION COMPONENTS
- PANORAMIC JALOUSIE WINDOWS
- SOLAR-POWERED WITH CONTOURED PANEL
- STRONG FRAME WITH BUILT-IN STABILIZERS
- STANDARD ELECTRIC BRAKES
- TORSION AXLE / 13" WHEELS / SWING BACK TONGUE
- ADVANCED POWER AND ELECTRICAL COMPONENTS
- FITS IN A SINGLE PARKING SPACE & MOST GARAGES

## STANDARD



- WITH FAN TOTAL HEIGHT: 7' 8"
- WITH AC TOTAL HEIGHT: 8' 4"
- TIRE SIZE: 175/80/13
- PSI: 35-40
- AXLE CLEARANCE: 9' 5"


## LIFTED + 3"



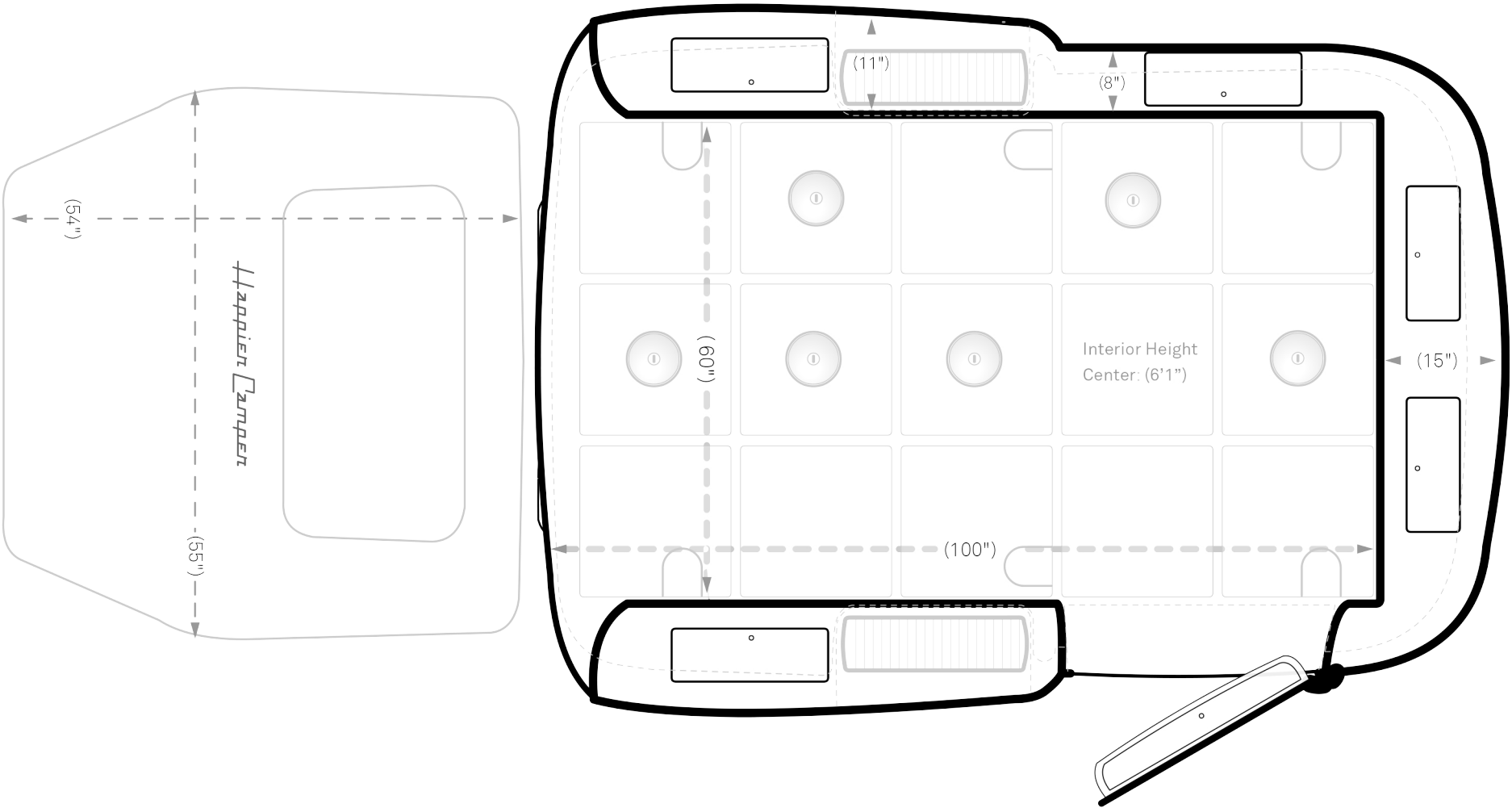
- WITH FAN TOTAL HEIGHT: 8'
- WITH AC TOTAL HEIGHT: 8' 7"
- TIRE SIZE: 27/8.50/14
- PSI: 35-40
- AXLE CLEARANCE: 10' 5"



SPECIFICATION & MEASUREMENT  
INTERIOR: HC1 MODEL 2019



20" 20"  
STANDARD ADAPTIV™ CUBE  
3/4" edging around base  
to lock onto cubes and floor



*Happier Camper*