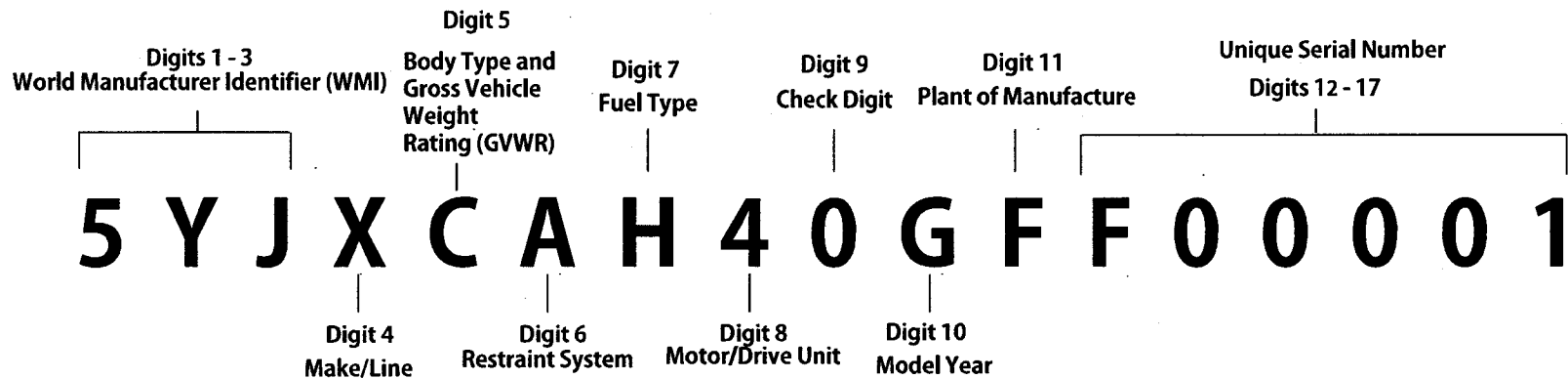



# 2016 MODEL X VIN DECODER




## VIN Locations


Driver's windshield bottom corner



RH sill panel



Driver's side lower B-Pillar



---

**Digits 1 - 3: World Manufacturing Identifier**

5YJ = Manufacturer: Tesla Motors Inc.

**Digit 4: Make/Line/Series**

X = Tesla Model X

**Digit 5: Body Type and Gross Vehicle Weight Rating (GVWR)**

C = Class E (6001-7000 lbs) GVWR / MPV / 5 Dr / LHD

D = Class E (6001-7000 lbs) GVWR / MPV / 5 Dr / RHD

**Digit 6: Restraint System**

A = Type 2 manual seatbelts (FR, SR\*3, TR\*2) with front airbags, PODS, side inflatable restraints, knee airbags (FR)

B = Type 2 manual seatbelts (FR, SR\*3, TR\*2) with PODS, front airbags, side inflatable restraints

**Digit 7: Fuel Type**

E = Electric

**Digit 8: Motor/Drive Unit**

2 = Dual Motor (standard)

4 = Dual Motor (performance)

**Digit 9: Check Digit**

To be assigned by manufacturer pursuant to 49 CFR § 565.6(c)

**Digit 10: Model Year**

G = 2016

**Digit 11: Plant of Manufacture**

F = Fremont, CA

**Digits 12-17: Unique serial number**